

# UltraDish™ TP 24

# TPA SMA

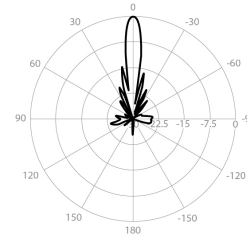


## PERFORMANCE

### UD-TP-24

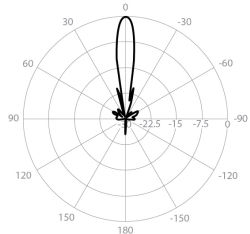
Gain	24.4 dBi
Frequency Range	5180 - 6775 MHz
Azimuth Beam Width -6 dB	H 12° / V 11°
Elevation Beam Width -6 dB	H 11° / V 12°
Beam Efficiency	40%
Front-to-Back Ratio (Min)	35 dB
<b>TPA-SMA</b>	
Polarization	Dual Linear H + V
Impedance	50 Ohm

Azimuth Pattern H



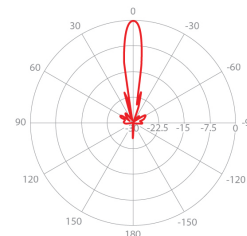
H - Port Pattern Azimuth 5.6 GHz

Elevation Pattern H



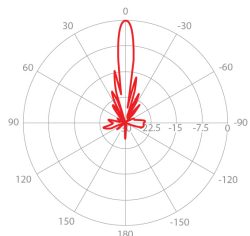
H - Port Pattern Elevation 5.6 GHz

Azimuth Pattern V



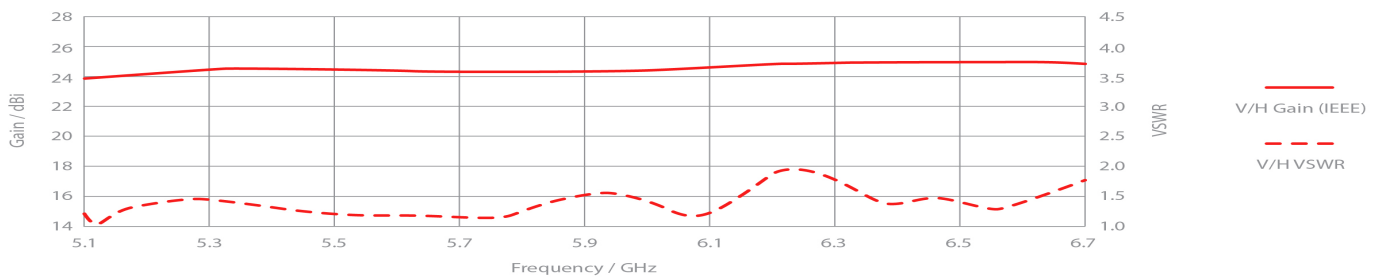
V - Port Pattern Azimuth 5.6 GHz

Elevation Pattern V



V - Port Pattern Elevation 5.6 GHz

## REALIZED GAIN AND VSWR



## NOMINAL GAIN

