

# 90° Sector SH90WB

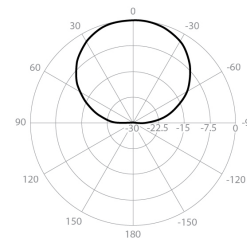
# TPA for ePMP-B-6



### PERFORMANCE

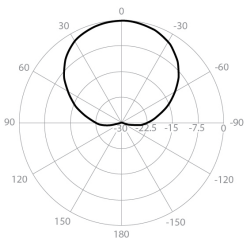
<b>SH90WB</b>	
Frequency Range	4900 - 7125 MHz Antenna on WG Port
Gain	10 dBi
Azimuth Beam Width -6dB	H 90°, V 90°
Elevation Beam Width -6dB	H 90°, V 90°
Beam Efficiency	99 %
Front-to-Back Ratio	28 dB
Polarization	Dual Linear H + V
Impedance	50 Ohm
<b>TPA-ePMP-B-6</b>	
Frequency Range	5700 - 7125 MHz
Polarization	Dual Linear H + V
Impedance	50 Ohm

**Azimuth Pattern H**



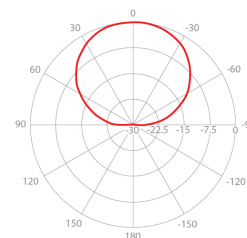
H - Port Pattern Azimuth 6.5 GHz

**Elevation Pattern H**



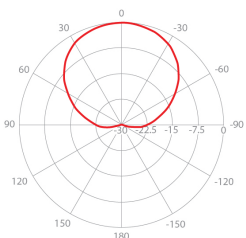
H - Port Pattern Elevation 6.5 GHz

**Azimuth Pattern V**



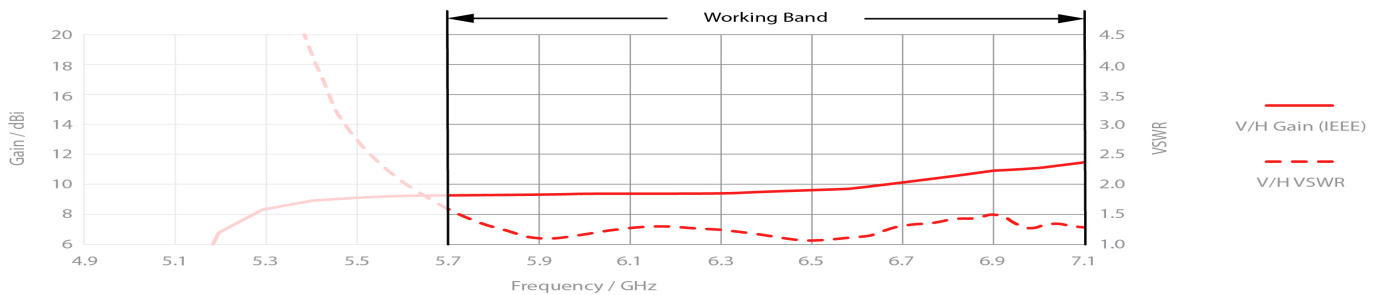
V - Port Pattern Azimuth 6.5 GHz

**Elevation Pattern V**



V - Port Pattern Elevation 6.5 GHz

### REALIZED GAIN AND VSWR



### NOMINAL GAIN

